

SINGER
134W3,W4

LIST OF PARTS



MACHINES Nos. 134w3 and 134w4

INDEX

	Page
Accessories	16
Bobbin Winder	19
Driving Equipment	21
Feed Legs	19
Idlers	1-21
Machine No. 134w3	5
" " 134w4	16
Miscellaneous Parts	70
Numerical List of Parts	71
Power Table Accessories	21
Stands	76
Starting and Foot Lifter Treadle	21
Tables	70
Thread Unwinder	19
Underdriver	22

From the library of: Diamond Needle Corp

INSTRUCTIONS FOR ORDERING

LIST OF PARTS COMPLETE FOR

In ordering from this list, use ONLY the PART number in the FIRST column.

The number stamped on a Sewing Machine Part is the number of the Single Part only, except when the part includes Set Screws, Clamping Screws, Studs and Rollers Spun on, Small Wires riveted, or Parts soldered together, etc., which it is necessary to furnish in combination.

Every combination of parts sent out has its specific number which, although not stamped on Parts (except in above case), must be used when ordering the combination.

Each number always indicates the SAME PART in whatever list it appears, or for whatever Machine.

The letters after some of the numbers indicate the style of finish only, as follows:

- A. Hardened, Polished, Nickel Plated and Buffed.
- B. Polished, Nickel Plated and Buffed.
- C. Hardened only.
- D. Polished only.
- E. Soft, not polished.
- F. Hardened and Polished.
- H. Blued.
- J. Nickel Plated only.
- R. Merlized.
- X. Black Oxide.
- XC. Hardened and Black Oxide.
- Y. Blade Nickel only.

These letters MUST BE USED when they appear in the list and AFTER the number, as in the list.


In this series

200001 to 201500 and 350001 to 351500 are Screw Numbers.
201501 to 201800 and 351501 to 351800 are Nut Numbers.
201801 to 202000 and 351801 to 352000 are Roller Numbers.
202001 to 350000 are Numbers of Machine Parts.

The figures in the second column refer only to the plate in which the illustration of the part is shown and are TO BE USED in ordering.

Two or more numbers over a cut indicate that the difference between such parts is not visible in an illustration.

Parts marked with an asterisk (*) are furnished when repairs are made at the factory.



MACHINE No. 134w3

FEED OFF THE ARM MACHINE.

TWO NEEDLES. CYLINDER BED.

COMPOUND FEED.

For Lap Seam Felling Overalls, Uniforms, Raincoats,
Shirts, Pajamas, Etc.

In Gauges from $\frac{3}{32}$ to $\frac{1}{4}$ inch.

No.	Plate	Name
*204701	-----	Arm with 200135
202247	15932	" Cap
200279H	15932	" " Screw
202248	15932	" " Washer
200502B	15932	" Oil Thumb Screw
9582	15945	" Position Pin (2)
200019B	15945	" Screw (2)
202205	15945	" " Washer (2)
204702	15932	" Shaft with 200357E and 250355E
249440	15932	" " Ball Bearing
*249441	15932	" " " " (back) Collar with two 200279C
249442	15932	Arm Shaft Ball Bearing (back) Collar 249441 with 249440

From the library of: Diamond Needle Co.

No.	Plate	Name
200778C	15832	Arm Shaft Ball Bearing (back) Collar Set Screw
*249447	-----	Arm Shaft Ball Bearing (back) Retaining Washer
*264767	-----	Arm Shaft Ball Bearing (back) Sleeve
249308	15832	" " " " " " Gasket
200235C	15832	" " " " " " " Set Screw
*249445	15832	Arm Shaft Ball Bearing (front) Collar with two 200778C
249446	15832	Arm Shaft Ball Bearing (front) Collar 249445 with 249446
200278C	15832	Arm Shaft Ball Bearing (front) Collar Set Screw
*249447	-----	Arm Shaft Ball Bearing (front) Sleeve
200274C	15832	" " " " " " " Set Screw
210159	15832	Arm Shaft Collar with two 200778C
200779C	15832	" " " " " " " Set Screw
249211	15845	" " Connection Belt
249212	15845	" " " " " " Guard with two 200778C
249213	15845	Arm Shaft Connection Belt Guard Cover
201260B	15845	" " " " " " " Screw (2)
200265C	15845	Arm Shaft Connection Belt Guard Set Screw
249214	15832	Arm Shaft Connection Belt Pulley with two each 201254C and 202252
201254C	15832	Arm Shaft Connection Belt Pulley Set Screw
202252	15832	Arm Shaft Connection Belt Pulley Spring Flange
350332E	15832	Arm Shaft Oil Reservoir Screw
200257E	15832	" " " " " " " Stop Screw
249481	15832	Balance Wheel (disc) (belt groove 1-1/8 In. diam.) with 200258C and 200259C
350419H	15832	Balance Wheel Adjusting Screw
200229C	15832	" " " " " " " Position Screw
200235C	15832	" " " " " " " Set Screw
*264760	-----	Bed with 200257E
249319	15843	" " " " " " " Cover Plate (end)
249320	15843	" " " " " " " Gasket
200578XC	15843	" " " " " " " Screw (2)
249465	15844	" " " " " " " (top)
249466	15844	" " " " " " " Gasket
200578XC	15844	" " " " " " " Screw (13)
249323	15843	" " " " " " " Oil Cover
50608R	15833	" " " " " " " Drain Hole Plug Screw
179017	15833	" " " " " " " Washer (leather)

No.	Plate	Name
249487	15843	Bed Oil Retaining Felt
249488	15843	" " " " " " " Clamp Plate
201207	15832	" " " " " " " Screw
249489	15843	" " " " " " " " Bit
249490	15843	" " " " " " " Support Plate
249470	15843	" " " " " " " " 249489 with 249487, 249488, two each 201020E and 201252E
200260H	15832	Bed Oil Stop Screw
249224	15832	" " " " " " " Shaft
249449	15832	" " " " " " " Ball Bearing
249450	15832	" " " " " " " (center)
*200778C	15832	" " " " " " " Collar with two 200278C
200259	15832	Bed Shaft Ball Bearing (center) Collar 249449 with 249450
200262C	15832	Bed Shaft Ball Bearing (center) Collar Set Screw
*200449	15832	Bed Shaft Ball Bearing (left) Collar with two 200278C
249440	15832	Bed Shaft Ball Bearing (left) Collar 249449 with 249440
200277C	15832	Bed Shaft Ball Bearing (left) Collar Set Screw
*249447	-----	Bed Shaft Ball Bearing (left) Sleeve
*200441	15832	" " " " " " " (right) Collar with two 200278C
249442	15832	Bed Shaft Ball Bearing (right) Collar 249441 with 249440
200262C	15832	Bed Shaft Ball Bearing (right) Collar Set Screw
*249447	-----	Bed Shaft Ball Bearing (right) Retaining Washer
*200450	-----	Bed Shaft Ball Bearing (right) Sleeve
249309	15832	" " " " " " " " " Gasket
200440C	15832	Bed Shaft Ball Bearing (right) Sleeve Set Screw
249240	15832	Bed Shaft Connection Belt Pulley with 200252 and two 201254C
201254C	15832	Bed Shaft Connection Belt Pulley Set Screw
200252	15832	Bed Shaft Connection Belt Pulley Spring Flange
249310	15833	Robbin
*200439	-----	" " " " " " " Case (left)
*200432	-----	" " " " " " " (right)
249349	15833	" " " " " " " Latch
*200256	-----	" " " " " " " Pin
102473	15832	" " " " " " " Plunger

No.	Plate	Name
203474	15835	Bobbin Case Latch Spring
249482	15837	" " Opener
249334	15837	" " " Driving Eccentric with two 200386C
249335	15837	Bobbin Case Opener Driving Eccentric Fork
200101D	15837	Bobbin Case Opener Driving Eccentric Fork Cap Screw
200386C	15837	Bobbin Case Opener Driving Eccentric Set Screw
249486	15837	Bobbin Case Opener Link
200989D	15837	" " " " Cap Screw
249337	15837	" " " " Hinge Stud
200364C	15837	" " " " " Set Screw
249487	15837	" " " " Oil Guard
350238D	15837	" " " " " Screw
200190D	15837	" " " " Screw
202603	15837	" " " " Washer
203214	15835	" " Tension Spring
200984C	15835	" " " " Regulating Screw
200594C	15835	" " " " Screw
203216	15835	" " Washer (cloth)
264723	15835	Bobbin Case (left) complete, Nos.200594C, 200984C, 202056, 203214, 203216, 203473, 203474, 203648 and 264721
264724	15836	Bobbin Case (right) complete, Nos.200594C, 200984C, 202056, 203214, 203216, 203473, 203474, 203648 and 264722
210911	15843	Face Plate
202135	15843	" " Position Pin
200473B	15843	" " Thumb Screw
264734	15847	Feed Dog, 50 needle hole, for needle sizes 14 and 15, in gauges 3/32, 1/8 and 5/32 in., for felling, for 264733
264742	15847	Feed Dog, 50 needle hole, for needle sizes 14 and 15, in gauges 3/16, 7/32 and 1/4 in., for felling, for 264734
200106E	15847	Feed Dog Screw (2)
200122H	15840	" " Support Screw
249341	15833	" Driving Eccentric (adjustable)
249342	15833	" " " Adjusting Disc
249343	15833	" " " " " Clamp Plate
249344	15833	Feed Driving Eccentric Adjusting Disc Friction Spring (2)
200085C	15833	Feed Driving Eccentric Adjusting Disc Friction Spring Screw (2)
201188C	15833	Feed Driving Eccentric Adjusting Disc Friction Spring Screw Set Screw (2)

No.	Plate	Name
249345	15833	Feed Driving Eccentric Adjusting Disc Friction Spring Screw Set Screw Packing (brass) (2)
249346	15833	Feed Driving Eccentric Driving Stud
249347	15833	" " " " " Slide Block
*249348	-----	Feed Driving Eccentric Flange with 249346
249349	15833	Feed Driving Eccentric Flange Pin
249350	15840	" " " Fork
200019E	15840	" " " " Screw (2)
202622	15840	" " " " Washer (2)
249351	15840	" " " Slide Block (two pieces)
249352	15833	" Lifting Eccentric with 200373C and 200380C
200373C	15833	Feed Lifting Eccentric Position Screw
200380C	15833	" " " Set Screw
249353	15840	" " Fork Lever with 200122H
249471	15840	" " " " Bracket with 200351C
202135	15840	" " " " " Position Pin (2)
200084F	15840	Feed Lifting Fork Lever Bracket Screw (2)
249355	15840	" " " " " Hinge Block
249356	15840	" " " " " Stud (eccentric)
200351C	15840	Feed Lifting Fork Lever Hinge Stud Set Screw
249357	15840	Feed Lifting Fork Lever Slide Block (two pieces)
350354A	15844	Feed Regulating Screw Stud
201524E	15844	" " " " " Nut
249457	15844	" " " " " Washer (paper)
249458	15844	" " " " " " (steel)
249360	15843	Foot Lifter Lifting Lever
200243H	15843	" " " " " Hinge Screw
273390	15843	" " " " " Washer
227561	15843	" " " " " Spring
200835D	15843	" " " " " Screw
200835D	15843	" " " " " Stop Screw
*249361	-----	Hook (sewing)
249362	15835	" 249361 with 240201, 249334, 249390, two each 201253F and 201334H
264725	15835	Hook and Bobbin Case (left) complete, Nos.249362 and 264723
264726	15836	Hook and Bobbin Case (right) complete, Nos.249362 and 264724
249365	15837	Hook Ball Bearing
249366	15837	" " " " Sleeve
249367	15837	" " " " " 249366 with 249483 and two 249365
200446C	15837	Hook Ball Bearing Sleeve Position Screw

 From the library of: www.needleandthread.com

No.	Plate	Name
200387C	15837	Hook Ball Bearing Sleeve Position Screw Check Screw
249488	15837	Hook Ball Bearing Spacing Washer
249483	15837	" Bevel Gear Shaft
350335C	15837	" " " " Screw
249472	15844	" Cover Plate (left), for gauges from 3/32 to 1/4 in., in steps of 1/32 in. (state gauge required)
249473	15844	Hook Cover Plate (right), for gauges from 3/32 to 1/4 in., in steps of 1/32 in., (state gauge required)
200571XC	15844	Hook Cover Plate Hinge Screw (2)
200389C	15844	" " " " " Set Screw (2)
248441	15844	" " " " " " " Pack- ing (brass) (2)
249371	15837	Hook Driving Gear Shaft
249380	15837	" " " " " Bushing
200032E	15837	" " " " " Pinch Screw
249373	15839	" " " " " Shaft (front) (2)
249474	15839	" " " " " Bearing (2)
201094C	15839	" " " " " Screw (4)
249375	15839	" " " " " Bushing (bronze) (2)
249489	15839	Hook Driving Shaft (intermediate) (2)
249377	15839	" " " " " Con- nection with two 200394C (4)
200394C	15839	Hook Driving Shaft (intermediate) Con- nection Set Screw
*249476	-----	Hook Driving Shaft Driving Bevel Gear (left) with 200383C and 200398C
249437	15833	Hook Driving Shaft Driving Bevel Gear 249436 with 249349 and three 249349
200398C	15833	Hook Driving Shaft Driving Bevel Gear (left) Position Screw
200383C	15833	Hook Driving Shaft Driving Bevel Gear (left) Set Screw
249438	15833	Hook Driving Shaft Driving Bevel Gear (right) with 200363C and 200439C
200439C	15833	Hook Driving Shaft Driving Bevel Gear (right) Position Screw
200363C	15833	Hook Driving Shaft Driving Bevel Gear (right) Set Screw
249439	15839	Hook Driving Shaft Driving Bevel Pinion with two 200112C (2)
200112C	15839	Hook Driving Shaft Driving Bevel Pinion Set Screw
249384	15835	Hook Gib

No.	Plate	Name
201255F	15835	Hook Gib Screw
240201	15835	" Oiling Felt
249475	15837	" Saddle (left) with 200364C and two 200032E
249476	15838	Hook Saddle (right) with 200364C and two 200032E
200226E	15837	Hook Saddle Hinge Screw (2)
249477	15837	" " Oil Strainer
201143H	15837	" " " " Screw
200032E	15837	" " Screw (2)
203357	15837	" " " Washer (2)
264727	15837	Hook Saddle (left) complete, Nos. 200101D, 200190D, 200387C, 200446C, 200989D, 202603, 249334, 249335, 249337, 249367, 249371, 249475, 249477, 249482, 249483, 249486, 249487, 264725, 350238D, 350335C, two each 201143H and 249380
264728	15838	Hook Saddle (right) complete, Nos. 200101D, 200190D, 200387C, 200446C, 200989D, 202603, 249334, 249335, 249337, 249367, 249371, 249476, 249477, 249482, 249483, 249486, 249487, 264726, 350238D, 350335C, two each 201143H and 249380
249390	15835	Hook Washer
201334H	15835	" " Screw
24948C	15843	Lap Seam Feller Base Plate
230998	15843	" " " Curl (lower) with 230734, for F, L, M, MI or H material
200175D	15843	Lap Seam Feller Curl (lower) Spring Screw
230734	15843	" " " " " " " (light) (right hand)
230999	15843	Lap Seam Feller Curl (upper), for F, L, M, MI or H material
200170B	15843	Lap Seam Feller Screw (2)
231000	15843	" " " Shank, for F, L, M, MI or H material
230048	15843	Lap Seam Feller on Shank complete (right hand), for general work, for F, L, M, MI or H material, Nos. 230998 to 231000 and two 200175D
223686	15841	Needle Bar
202552	15841	" " Connecting Link
264718	15841	" " " " Oil Guard
200161D	15841	" " " " " " Screw
249393	15841	" " " " " Stud with 202254
202254	15841	Needle Bar Connecting Link Stud Oil Packing (wick)
200374C	15841	Needle Bar Connecting Link Stud Set Screw

No.	Plate	Name
200383C	15841	Needle Bar Connecting Link Stud Set Screw
264714	15841	Needle Bar Connecting Stud with 200072C and 202277
202277	15841	Needle Bar Connecting Stud Oil Packing (wick)
200072C	15841	Needle Bar Connecting Stud Pinch Screw
249395	15841	" " Crank with 200383C, 200374C, 200383C, 200428C and 249397
249396	15841	Needle Bar Crank Friction Washer
200428C	15841	" " " Position Screw
200335C	15841	" " " Set Screw
237339	15841	" " Rock Frame
249341	15834	" " " Driving Eccentric (adjustable)
264704	15834	Needle Bar Rock Frame Driving Eccentric Adjusting Disc
249343	15834	Needle Bar Rock Frame Driving Eccentric Adjusting Disc Clamp Plate
249344	15834	Needle Bar Rock Frame Driving Eccentric Adjusting Disc Friction Spring (2)
350380C	15834	Needle Bar Rock Frame Driving Eccentric Adjusting Disc Friction Spring Screw (2)
201188C	15834	Needle Bar Rock Frame Driving Eccentric Adjusting Disc Friction Spring Screw Set Screw (2)
249345	15834	Needle Bar Rock Frame Driving Eccentric Adjusting Disc Friction Spring Screw Set Screw Packing (brass) (2)
264705	15834	Needle Bar Rock Frame Driving Eccentric Driving Stud
249347	15834	Needle Bar Rock Frame Driving Eccentric Driving Stud Slide Block
264706	15834	Needle Bar Rock Frame Driving Eccentric Flange with 200719C, 200428C and 264705
200428C	15834	Needle Bar Rock Frame Driving Eccentric Flange Position Screw
200328C	15834	Needle Bar Rock Frame Driving Eccentric Flange Set Screw
264707	15834	Needle Bar Rock Frame Driving Fork Lever with 200029E
200029E	15834	Needle Bar Rock Frame Driving Fork Lever Pinch Screw
249351	15834	Needle Bar Rock Frame Driving Fork Lever Slide Block (two pieces)
210910	15841	Needle Bar Rock Frame Hinge Stud with 202277
202277	15841	Needle Bar Rock Frame Hinge Stud Oil Packing (wick)

No.	Plate	Name
200347C	15841	Needle Bar Rock Frame Hinge Stud Set Screw
202666	15841	Needle Bar Rock Frame Position Bracket
200093F	15841	" " " " " " " Screw
264702	15834	" " " " " " " Regulating Stud
264709	15834	" " " " " " " Cap with 200364C
200364C	15834	Needle Bar Rock Frame Regulating Stud Cap Set Screw
264710	15834	Needle Bar Rock Frame Regulating Stud Sleeve
200363C	15834	Needle Bar Rock Frame Regulating Stud Sleeve Set Screw
264719	15834	Needle Bar Rock Frame Regulating Stud Spring
264711	15834	Needle Bar Rock Frame Rock Shaft
264712	15834	" " " " " " " 264711 with 200387C and 210920
203244	15834	Needle Bar Rock Frame Rock Shaft Collar with two 200393C
200393C	15834	Needle Bar Rock Frame Rock Shaft Collar Set Screw
202668	15834	Needle Bar Rock Frame Slide Block
210920	15834	" " " " " " " 202668 with 201141C
201141C	15834	Needle Bar Rock Frame Slide Block Screw Stud
200387C	15834	Needle Bar Rock Frame Slide Block Screw Stud Set Screw
223978	15841	Needle Holder, in gauges from 5/72 to 1/4 in., in steps of 1/32 in., with 201030F and two 200141F
201030F	15841	Needle Holder Screw
200141F	15841	" Set Screw
208566	15842	Presser Bar with 200074F
207072	15842	" " Bushing (2)
200352C	15842	" " " Set Screw (2)
202671	15842	" " Lifter
200653C	15842	" " " Hinge Screw
207963	15842	" " Lifting Releasing Lever Bracket
200975F	15842	Presser Bar Lifting Releasing Lever Bracket Guide Screw
206608	15842	Presser Bar Lifting Releasing Lever Bracket Spring
202337	15842	Presser Bar Position Guide
202338	15842	" " " " " Lever with 200086F
200086F	15842	Presser Bar Position Guide Lever Pinch Screw

No.	Plate	Name
200352C	15842	Presser Bar Position Guide Set Screw
264713	15843	" " Spring (flat)
210949	15842	" " " Bracket with 200086C
200086C	15842	" " " " Pinch Screw
201410F	15843	" " " Regulating Thumb Screw
200948F	15843	" " " Support Screw
230795	15848	" Foot Hinge Pin
224190	15848	" " Plate
224065	15848	" " "
224071	15848	" " "
200074F	15842	" " Screw
223309	15848	" " Shank
224066	15848	Presser Foot (hinged) complete, 53 needle hole in 3/32 in. gauge, Nos. 223309, 224065 and 230795
224191	15848	Presser Foot (hinged) complete, 50 needle hole, in gauges 1/8, 5/32 and 3/16 in., Nos. 223309, 224190 and 230795
224072	15848	Presser Foot (hinged) complete, 50 needle hole, in gauges 7/32 and 1/4 in., Nos. 223309, 224071 and 230795
247570	15841	Take-up Lever
249398	15841	" " Driving Stud with 202277
202277	15841	" " " " Oil Packing (wick)
202400	15841	Take-up Lever Hinge Stud with 202423
202423	15841	" " " " Oil Packing (wick)
200383C	15841	" " " " Set Screw
202401	15842	" " Oiling Felt
200132E	15842	" " " " Screw
223702	16252	Tension Bracket with two each 201224B and 236060
200159F	16252	Tension Bracket Screw
223705	16252	Tension Bracket complete, Nos. 200978H, 201199F, 223702, 223703, 223706, 237174, two each 13710, 200309E, 204271, 223704, three 201572B and four 244048
244048	16252	Tension Disc
236060	16252	" " Position Pin
223703	16252	" Release Lever
235072	15842	" " " Rod
200309E	16252	" " " Screw
223704	16252	" " Plunger
204271	16252	" " Washer
13710	16252	" Spring
201224B	16252	" Stud
201572B	16252	" Thumb Nut
223706	16252	Thread Controller Disc
200978H	16252	" " " Screw
237174	16252	" " Spring

No.	Plate	Name
242117	16252	Thread Controller Spring Stop
200132E	16252	" " " " Screw
201199F	16252	" " Stud with 204925
200061C	16252	" " " Set Screw
201572B	16252	" " " Thumb Nut
204925	16252	" " " Washer
249401	15840	" Cutter Blade
249402	15840	" " " Clamp Plate
201279H	15840	" " " " Screw (2)
249403	15840	" " Block
200567H	15840	" " " Screw (2)
224028	15832	" Guide
224040	16252	" "
210954	16252	" " (lower)
210955	16252	" " (upper)
200582H	16252	" " Screw (4)
240074	16252	" Retainer (2)
200368H	16252	" " Set Screw (2)
264753	15847	Throat Plate, for 264734, in gauges 3/32, 1/8 and 5/32 inch
264754	15847	Throat Plate, for 264742, in gauges 3/16, 7/32 and 1/4 inch
249404	15847	Throat Plate Clamp Plate
200161D	15847	" " " " Screw
203376	15847	" " Position Pin
691F	15847	" " Screw

Genuine Singer Needles should be used in Singer Machines. These Needles and their Containers are marked with the Company's Trade Mark "SIMANCO." 1

Needles in Containers marked "For Singer Machines" are not Singer made needles. 2

MACHINE No. 134w4

For Closing or Stripping Elastic Corsets and
Ladies' Foundation Garments
In Gauges from $\frac{3}{32}$ to $\frac{1}{4}$ inches

SAME AS MACHINE No. 134w3 WITH THE
FOLLOWING EXCEPTIONS:

No.	Plate	Name
*264801	-----	Bed with 200357E, in place of 264760
264802	15845	" Cover Plate (top), in place of 249465
264803	15845	" " " " Gasket, in place of 249466
50608R	15833	Bed Oil Drain Hole Plug Screw, not used
139017	15833	" " " " " Washer (leather), not used
264804	15846	Bed Oil Retaining Felt in place of 249467
264812	15846	Bed Oil Retaining Felt
264805	15846	" " " " " Clamp Plate, in place of 249469
264813	15846	Bed Oil Retaining Felt Clamp Plate
264806	15846	" " " " " Support Plate, in place of 249469
264814	15846	Bed Oil Retaining Felt Support Plate
264807	15846	" " " " " " 264806 with 264804, 264805, two each 201020E and 201537E, for gauges from $\frac{21}{32}$ to 1- $\frac{1}{4}$ in., in place of 249470
264815	15846	Bed Oil Retaining Felt Support Plate 264814 with 264812, 264813, two each 201020E and 201537E, for gauges from $\frac{3}{32}$ to $\frac{5}{8}$ inch
264759	15833	Bed Shaft Ball Bearing (center) Collar 264758 with 264757, not used
223637	15847	Feed Dog, 50 needle hole, for needle sizes 14 and 15, in gauges $\frac{3}{32}$, $\frac{1}{8}$ and $\frac{5}{32}$ in., in place of 264734
264739	15847	Feed Dog, 46 needle hole, for needle sizes 16 and 18, in gauges $\frac{3}{16}$, $\frac{7}{32}$ and $\frac{1}{4}$ in., in place of 264742
223634	15847	Feed Dog, 50 needle hole, for needle sizes 14 and 15, in gauges from $\frac{7}{16}$ to $\frac{31}{32}$ in., in steps of $\frac{1}{32}$ inch
264808	15844	Hook Cover Plate (left), for gauges from $\frac{3}{32}$ to $\frac{1}{4}$ in. in steps of $\frac{1}{32}$ in. (state gauge required), in place of 249472

No.	Plate	Name
264810	15844	Hook Cover Plate (left), for gauges from $\frac{9}{32}$ to 1- $\frac{1}{4}$ in., in steps of $\frac{1}{32}$ in. (state gauge required)
264809	15844	Hook Cover Plate (right), for gauges from $\frac{3}{32}$ to $\frac{1}{4}$ in. in steps of $\frac{1}{32}$ in. (state gauge required)
264811	15844	Hook Cover Plate (right), for gauges from $\frac{9}{32}$ to 1- $\frac{1}{4}$ in., in steps of $\frac{1}{32}$ in. (state gauge required)
249460	15843	Lap Seam Feller Base Plate, not used
230048	15843	Lap Seam Feller on Shank complete (right hand), for $\frac{1}{16}$ to 1 in. gauge machines for general work, for F, L, M, MH or H material, Nos. 230998 to 231000 and two 200175E, not used
200170R	15843	Lap Seam Feller Screw (2), not used
223879	15841	Needle Holder, in gauges from $\frac{7}{32}$ to $\frac{15}{32}$ in., in steps of $\frac{1}{32}$ in., with 201030F and two 200141F
223863	15841	Needle Holder, in $\frac{1}{3}$ and $\frac{1}{4}$ in. gauge with 201030F and two 200141F
223879	15841	Needle Holder, in gauges $\frac{17}{32}$ to $\frac{23}{32}$ in., in steps of $\frac{1}{32}$ in., with 201030F and two 200141F
223880	15841	Needle Holder, in gauges from $\frac{25}{32}$ to 1- $\frac{1}{4}$ in., in steps of $\frac{1}{32}$ in., with 201030F and two 200141F
223754	15849	Presser Foot Plate
224063	15849	" " "
224069	15849	" " "
223755	15849	Presser Foot (hinged) complete, 50 needle hole, in gauges from $\frac{11}{32}$ to $\frac{7}{16}$ in. in steps of $\frac{1}{32}$ in., Nos. 223309, 223754 and 230795
224064	15849	Presser Foot (hinged) complete, 50 needle hole, in gauges from $\frac{15}{32}$ to $\frac{5}{8}$ in. in steps of $\frac{1}{32}$ in., Nos. 223309, 224063 and 230795
224070	15848	Presser Foot (hinged) complete, 50 needle hole, in gauges from $\frac{21}{32}$ to $\frac{3}{4}$ in. in steps of $\frac{1}{32}$ in., Nos. 223309, 224069 and 230795
264816	15847	Throat Plate, in gauges $\frac{7}{16}$ to $\frac{31}{32}$ in. in steps of $\frac{1}{32}$ inch

ACCESSORIES

No.	Plate	Name
200170B	15843	Attachment Screw
203470	15835	Bobbin (10)
*225482	-----	" Case Screw Driver Blade
*225483	-----	" " " " Handle
225497	15849	Bobbin Case Screw Driver complete, Nos. 225482 and 225483
135 x 7	15841	Needles, twelve, size 16
50447E	15849	Bed Bolt (2)
259219	15849	" " Bushing (rubber) (2)
350361C	15849	" " Lock Screw (2)
259220	15849	" Cushion (rubber) (6)
120342	15849	Oiler (copper plated) with 120343
120343	15849	" Spout (3-1/2 in. long)
*225484	-----	Screw Driver Blade
*225485	-----	" " Handle
225498	15849	Screw Driver complete (7-1/4 in. long). Nos. 225484 and 225485
42850	15849	Wrench

BOBBIN WINDER

(SWINGING AUTOMATIC, RIGHT HAND)

225453	15850	Frame with 202277 and 225438
225454	15850	" Hinge Pin
202277	15850	" Oil Packing (wick)
225438	15850	" " Well Cap
225455	15850	" Spring
225456	15850	" " Plunger
202473	15850	Pulley with 200380C
200380C	15850	" Set Screw
225381	15850	Spindle
225444	15850	Stop Latch
200056E	15850	" " Screw
225458	15850	" " Thumb Lever
225459	15850	" " " " Hinge Stud
225459	15850	" " " " Joint Stud
202478	15850	" " Trip Lever
200299H	15850	" " " " Hinge Screw
225461	15850	Tension Bracket with 201499B
200092D	15850	" " Screw
228026	15850	" " " " Washer
2102	15850	" Disc
202407	15850	" Spring
201499B	15850	" Stud
201572B	15850	" " Thumb Nut

No.	Plate	Name
225462	15850	Bobbin Winder Tension Bracket complete. Nos. 201572B, 202407, 225461 and two 2102
259222	15850	Bobbin Winder and Tension Bracket Base
259223	15850	Bobbin Winder complete, Nos. 200056E, 200082D, 200299H, 202473, 202478, 225381, 225444, 225453 to 225456, 225458, 225462 228026, 259222, two each 225459 and wood screws 3/4 in., No. 12, R.H.B.

THREAD UNWINDER

FOR THREE SPOOLS

225259	16257	Spool Rest (for one spool) (flat) with 201018C
225257	16257	Spool Rest (for two spools) (flat) with 201018C
150203	16257	Spool Rest Cushion (felt)
225398	16257	" " Rod
200383C	16257	" " " Set Screw
201018C	16257	" " " Set Screw
202490	16257	" Stand with 200383C
225391	16257	Thread Guide
201696J	16257	" " Lock Nut
225326	16257	" " Position Cup
225324	16257	" " Rod with 208E and 225322
208E	16257	" " " Screw
225322	16257	" " " Washer
259143	16257	Thread Unwinder (for three spools) com- plete, Nos. 201696J, 202490, 225257, 225259, 225324, 225326, 225388, three each 150203, 225391 and wood screws 7/8 in., No. 12

FEED DOGS

FOR MACHINE No. I34w3

Nos. 264733 to 264736, for 264753		
264733	15847	Feed Dog, 53 needle hole, for needle sizes 12 and 13, in gauges 3/32, 1/8 and 5/32 in. for felling
264734	15847	Feed Dog, 50 needle hole, for needle sizes 14 and 15, in gauges 3/32, 1/8 and 5/32 in., for felling
264735	15847	Feed Dog, 46 needle hole, for needle sizes 16 and 18, in gauges 1/8 and 5/32, in., for felling

No.	Plate	Name
264736	15847	Feed Dog,40 needle hole,for needle sizes 20 and 22,in gauges 1/8 and 5/32 in. for felling Nos.264741 to 264744,for 264754
264741	15847	Feed Dog,53 needle hole,for needle sizes 12 and 13,in gauges 3/16,7/32 and 1/4 in.for felling
264742	15847	Feed Dog,50 needle hole,for needle sizes 14 and 15,in gauges 3/16,7/32 and 1/4 in.for felling
264743	15847	Feed Dog,46 needle hole,for needle sizes 16 and 18,in gauges 3/16,7/32 and 1/4 in.,for felling
264744	15847	Feed Dog,40 needle hole,for needle sizes 20 and 22,in 1/4 in.gauge,for felling

FOR MACHINE No. 134w4

223629	15847	Feed Dog,46 needle hole,for needle sizes 16 and 18,in gauges 1/8 and 5/32 in., for 264753
223630	15847	Feed Dog,40 needle hole for needle sizes 20 and 22,in gauges 1/8 and 5/32 in., for 264753
223637	15847	Feed Dog,50 needle hole,for needle sizes 14 and 15,in gauges 3/32,1/8 and 5/32 in.,for 264753
223889	15847	Feed Dog,53 needle hole,for needle sizes 12 and 13,in gauges 3/32,1/8 and 5/32 in.for 264753 Nos.264737 to 264739,for 264754
264737	15847	Feed Dog,53 needle hole,for needle sizes 12 and 13,in gauges 3/16,7/32 and 1/4 inch
264738	15847	Feed Dog,50 needle hole,for needle sizes 14 and 15,in gauges 3/16,7/32 and 1/4 inch
264739	15847	Feed Dog,46 needle hole,for needle sizes 16 and 18,in gauges 3/16,7/32 and 1/4 inch Nos.223632 to 223634,for 264816
223632	15847	Feed Dog,46 needle hole,for needle sizes 16 and 18,in gauges from 7/16 to 31/32 in.,in steps of 1/32 inch
223633	15847	Feed Dog,40 needle hole,for needle sizes 20 and 22,in gauges from 7/16 to 31/32 in.,in steps of 1/32 inch
223634	15847	Feed Dog,50 needle hole,for needle sizes 14 and 15,in gauges from 7/16 to 31/32 in.,in steps of 1/32 inch
223891	15847	Feed Dog,53 needle hole,for needle sizes 12 and 13,in gauges from 7/16 to 31/32 in.,in steps of 1/32 inch for 264816

POWER TABLE ACCESSORIES

For Oblique Set-up on Singer Electric

Transmitter Power Table

No.	Plate	Name
259317	15851	Power Table Accessories,Nos.150491, 259221 and 259225
259221	15851	Belt Guard with two wood screws 3/4 in., No.12,R.H.B.

Idler

259224	15851	Idler Bracket with 200362C
350362E	15851	" " Screw
150481	15851	" Pulley
150432	15851	" " Shaft
150483	15851	" " " Ball Bearing
150484	15851	" " " " " Cover
150485	15851	" " " " " " Gasket (cork)
330R	15851	Idler Pulley Shaft Ball Bearing Cover Screw
144D	15851	Idler Pulley Shaft Screw
200362C	15851	" " " Set Screw
150496	15851	Idler Pulley and Shaft complete,Nos.144D 150481 to 150485 and four 330R
259225	15851	Idler complete,Nos.150496,259224 and 350362E

Starting and Foot Lifter Treadle

6439	15851	Foot Lifter Chain,36 to 45 in.long with 56864 and 56865
Note: When ordering No.6439,state length re- quired.		
4879	15851	Foot Lifter Chain Connecting Link
56864	15851	" " " Hook (large)
56865	15851	" " " " (small)
150212	15851	" " Treadle
150487	15851	Starting Treadle with two 140215C
140215C	15851	" " Set Screw
150488	15851	" " Shaft
150489	15851	" " " Arm with two 356C
356C	15851	" " " " Set Screw
46681	15851	" " " Bracket
60502	-----	" " " " 46681 with two wood screws 1 in.,No.14
150216	15851	Starting Treadle Shaft Collar with two 445C
445C	15851	Starting Treadle Shaft Collar Set Screw

No.	Plate	Name
150490	15851	Starting Treadle Spacing Collar
150491	15851	Starting and Foot Lifter Treadle complete, Nos. 4879, 6439, 150212, 150216, 150487 to 150490 and two 60502

For Oblique Set-up on Singer Universal

Safety Power Table

259319	15852	Power Table Accessories, Nos. 150497 and 259298
259296	15852	Bobbin Winder Block with two wood screws 1-1/4 in., No. 12
67819	15852	Treadle Pitman Rod (lower)
67820	15852	" " " (upper)
80223	15852	" " " Clamp with 361C
361C	15852	" " " " Set Screw
150208	15852	" " " " Spring
2762	15852	" " " " Collar with 362C
362C	15852	" " " " " Set Screw
23250	15852	" " " " " Washer
126684	15852	Treadle Pitman Rod complete, Nos. 67819, 67820, 80223, two each 23250 and 150208
150491	15852	Starting and Foot Lifter Treadle complete, Nos. 4879, 6439, 150212, 150216, 150487 to 150490 and two 60502
Note: For Itemized list of 150491, see above		
150497	15852	Starting and Foot Lifter Treadle with Pitman complete, Nos. 126684 and 150491

For Oblique Set-up on Singer Low

Shaft Power Table

259319	15851	Power Table Accessories, Nos. 259221 and 259225
259221	15851	Belt Guard with two wood screws 3/4 in., No. 12, R. H. B.
259225	15851	Idler complete, Nos. 150496, 259224 and two 350362E

Note: For Itemized list of 259225, see Page 21

DRIVING EQUIPMENT

For Universal Pressed Steel Low Shaft Power Table

135068	-----	Front Plank, 1-5/8 in. thick, 19 in. wide, 46-1/2 in. long
Underdriver		
27073	15854	Shaft Pulley (sectional, grooved), 1 1/2 in. diam., 1-3/16 in. bore, with two 597C
597C	15854	Shaft Pulley Clamping Screw
27639	15854	Starting Treadle Pitman Rod
80223	15854	" " " " " Clamp with 361C

No.	Plate	Name
361C	15854	Starting Treadle Pitman Rod Clamp Set Screw
60626	15854	Starting Treadle Pitman Rod complete, Nos. 80223 and two 27639
150491	15854	Starting and Foot Lifter Treadle complete, Nos. 4879, 6439, 150212, 150216, 150487 to 150490 and two 60502
Note: For Itemized list of 150491, see page 22		
150498	15854	Starting and Foot Lifter Treadle with Pitman complete, Nos. 60626 and 150491
126572	15853	Transmitter Belt Guard
126573	15853	" " Brake (thermoid)
126791	15853	" " Lever with 50058R, 51067C and two 60823
51067C	15853	Transmitter Brake Lever Set Screw
126575	15853	" " " " Spring
50058R	15853	" " " " Screw
25262	15853	" " Driving Pulley Ball, size 3/16 inch
204100	15853	Transmitter Driving Pulley Ball Bearing Cup
204101	15853	Transmitter Driving Pulley Ball Cup
227553	15853	Transmitter Driving Pulley Ball Cup complete, Nos. 204100 to 204102 and thirteen 25262
204102	15853	Transmitter Driving Pulley Ball Retaining Spring
126169	15853	Transmitter Driving Pulley (right hand) 6-3/4 in. diam., with 60911, 60935, 126202 and two 126895
60911	15853	Transmitter Driving Pulley (right hand) Friction Ring (leather)
60935	15853	Transmitter Driving Pulley Friction Ring Stop Pin
*126756	-----	Transmitter Driving Pulley Shaft (hollow) (right hand)
*126576	-----	Transmitter Driving Pulley Shaft 126756 with 204107, 204108 and eleven 25303
25303	15853	Transmitter Driving Pulley Shaft Ball, size 1/4 inch
204107	15853	Transmitter Driving Pulley Shaft Ball Cup
204108	15853	Transmitter Driving Pulley Shaft Ball Cup Cap
126757	15853	Transmitter Driving Pulley Shaft Oiling Leather Clip
126578	15853	Transmitter Driving Pulley Shaft Oiling Wick
126173	15853	Transmitter Driving Pulley Shaft Oiling Wick Cover (leather)

No.	Plate	Name
126175	15853	Transmitter Driving Pulley Shaft Oiling Wick Plug (leather) (short)
50959C	15853	Transmitter Driving Pulley Shaft Set Screw
204113	15853	Transmitter Driving Pulley Shaft Thimble
126577	15853	Transmitter Driving Pulley Shaft complete, Nos. 126173, 126175, 126576, 126578 and 126757
126895	15853	Transmitter Driving Pulley Spring
126201	15853	" " " " Retaining Washer
126203	15853	Transmitter Driving Pulley Spring Retaining Washer Pin
126202	15853	Transmitter Driving Pulley Spring Retaining Washer complete, Nos. 126201 and 126203
126579	15853	Transmitter Frame with 50959C
126179	15853	" Friction Pulley (right hand) with 227553 and four 50512E
126792	15853	Transmitter Lever (compression) and Dress Guard with 200524C, 204117 and two 202845
204117	15853	Transmitter Lever (compression) Plate
202845	15853	" " " " Rivet
200524C	15853	Transmitter Lever (compression) Shaft Set Screw
126580	15853	Transmitter Lever Shaft
123183	15853	" " " Cotter Pin
423C	15853	" " Stop Screw
60823	15853	" " " " 423C with 1520R
1520R	15853	" " " " Nut
60489	15853	" Pulley (grooved), 4 in. diameter
50512E	15853	" " Screw
126581	15853	Transmitter complete, Nos. 60489, 123183, 126169, 126179, 126572, 126573, 126575, 126577, 126579, 126580, 126791, 126792, 204113 and three wood screws 1-3/4 in., No. 16
150499	15854	Under Driver, lever pressure (right hand) one speed (grooved pulley), complete, Nos. 27073, 126581 and 150498

For Old Style Cast Iron Low Shaft Power table

135069	-----	Front Plank, 1-5/8 in. thick, 19 in. wide, 48 in. long
150499	15854	Under Driver, lever pressure (right hand) one speed (grooved pulley), complete, Nos. 27073, 126581 and 150498

Note: For Itemized list of 150499, see Page above

For Universal Electric Transmitter Power Table

No.	Plate	Name
135030	-----	Front Plank, 1-5/8 in. thick, 19 in. wide and 46-1/2 in. long, for Series 1500, 1900 and 2900 Motors
135062	-----	Front Plank, 1-5/8 in. thick, 19 in. wide and 46-1/2 in. long, for Series 1700 Motors
135064	-----	Front Plank, 1-5/8 in. thick, 19 in. wide and 46-1/2 in. long, for Series 39 Motors

For Old Style Electric Transmitter Power Table

135061	-----	Front Plank, 1-5/8 in. thick, 19 in. wide, and 48 in. long, for Series 1500, 1700 and 2900 Motors
135063	-----	Front Plank, 1-5/8 in. thick, 19 in. wide and 48 in. long, for Series 1700 Motors
135065	-----	Front Plank, 1-5/8 in. thick, 19 in. wide and 48 in. long, for Series 39 Motors

For Universal Safety Power Table

135098	-----	Front Plank, 1-5/8 in. thick, 19 in. wide and 46-1/2 in. long
Idler		
150528	15855	Idler Base with 356C
150481	15855	" Pulley
150482	15855	" " Shaft
150483	15855	" " " Ball Bearing
150484	15855	" " " " " Cover
150485	15855	" " " " " " Gasket (cork)
330R	15855	Idler Pulley Shaft Ball Bearing Cover Screw
150529	15855	Idler Pulley Shaft Bracket (lower) with 169C and 692C
150530	15855	Idler Pulley Shaft Bracket (upper) with 169C and 692C
692C	15855	Idler Pulley Shaft Bracket Clamping Screw
150481	15855	Idler Pulley Shaft Bracket Shaft
356C	15855	" " " " " Set Screw
144D	15855	" " " Screw
169C	15855	" " " Set Screw
150496	15855	Idler Pulley and Shaft complete, Nos. 144D 150481 to 150485 and four 330R

No.	Plate	Name
150532	15855	Idler complete, Nos. 150528 to 150531, two 150496 and three wood screws 1-1/4 in., No. 12, F.H.
150533	15855	Idler Guard with two wood screws 3/4 in. No. 9

STANDS

STAND No. 46922
FOR TABLE No. 29734

SERIES 59 MOTOR

PARALLEL SET-UP

6439	15857	Foot Lifter Chain, 36 to 45 in. long, with 56864 and 56865
Note: When ordering No. 6439, state length required.		
4879	15857	Foot Lifter Chain Connecting Link
56864	15857	" " " Hook (large)
56865	15857	" " " " (small)
46836	15856	" " Treadle
46879	15856	" " " 46836 with 2762 and 37685
67665	15856	" " " Extension
2762	15856	" " " " Collar with 362C
362C	15856	" " " " " Set Screw
126508	15856	Leg
46707	15857	" Brace with wood screw 1 in., No. 16, F.H.
126530	15856	Leg Cross Member, 15-1/2 in. long
51057N	15856	" " " Bolt with 1522R
1522R	15856	" " " " Nut
126509	15856	" " " " " Socket Washer
12620	15856	" " " " " Washer
51038R	15857	" Foot Leg Screw
9842	15857	" " " " " Washer
126758	15856	Leg with Rail complete, Nos. 126570, 126582, two 126508, three 12620, four each 51057N and 126509
152028	15857	Motor Pitman Rod (lower)
152029	15857	" " " (upper)
80223	15857	" " " Clamp with 361C
361C	15857	" " " " Screw
2762	15857	" " " Collar with 362C
362C	15857	" " " " Set Screw
150208	15857	" " " Spring
2762	15857	" " " Adjusting Collar with 362C
362C	15857	Motor Pitman Rod Spring Adjusting Collar Set Screw

No.	Plate	Name
27250	15857	Motor Pitman Rod Spring Washer
152030	15857	Motor Pitman Rod complete, Nos. 27250, 80223, 150208, 152028, 152029 and two 2762
152018	15857	Oil Can Holder
152019	15857	" " " 152018 with 9842, 51082R and 67425
51082R	15857	Oil Can Holder Bolt with 51581E
51581E	15857	" " " " " Nut
67425	15857	" " " " " Lock Washer
9842	15857	" " " " " Washer
126532	15856	Rail, 16 in. long
51057N	15856	" Bolt with 1522R
1522R	15856	" " " Nut
126509	15856	" " " Socket Washer
12620	15856	" " " Washer
46801	15856	Starting Treadle
152031	15856	" " " 46801 with 2718R, 46882 and 50581R
46882	15856	Starting Treadle Extension
50581R	15856	" " " " Screw
2718R	15856	" " " " " Washer
152028	15857	" " " Pitman Rod (lower)
152029	15857	" " " " (upper)
30223	15857	" " " " " Clamp with 361C
361C	15857	" " " " " Set Screw
152032	15857	Starting Treadle Pitman Rod complete, Nos. 80223 and two 152028
152033	15856	Starting Treadle Rock Shaft, 28 in. long
46838	15856	" " " " " Arm with two 356C
356C	15856	Starting Treadle Rock Shaft Arm Set Screw
46843	15856	Starting Treadle Rock Shaft Collar with two 454C
454C	15856	Starting Treadle Rock Shaft Collar Set Screw
46839	15856	Starting Treadle Rock Shaft Support Bracket with two 362C
46840	15856	Starting Treadle Rock Shaft Support Rod 16-15/16 in. long
46841	15856	Starting Treadle Rock Shaft Support Rod 46840 with two 1795R and four 12620
1795R	15856	Starting Treadle Rock Shaft Support Bracket Rod Nut
12620	15856	Starting Treadle Rock Shaft Support Bracket Rod Washer
362C	15856	Starting Treadle Rock Shaft Support Bracket Set Screw
46803	15856	Treadle Position Collar with 51089R

STANDS

No.	Plate	Name
51089R	15856	Treadle Position Collar Clamping Bolt with 51581R
51581R	15856	Treadle Position Collar Clamping Bolt Nut
152034	15856	Treadle Support, 42 in. long
46905	15856	" " Bracket
839R	15856	" " " Bolt
126509	15856	" " " " Socket Washer
12620	15856	" " " " Washer
152035	15856	" " Equalizer with two 200341C
200341C	15856	" " " Set Screw
46922	15856	Stand (steel work) complete, Nos. 4929, 6439, 46879, 152019, 152030 to 152035, two each 839R, 12620, 46453, 46905, 46908, 46838, 46859, 46841, 126509, 126758, three 46707, eight each 9842 and 51039R
<p>STAND No. 46921 FOR TABLE No. 29755 SERIES 59 MOTOR OBLIQUE SET-UP</p>		
6439	15854	Foot Lifter Chain, 36 to 45 in. long, with 56864 and 56865
Note: When ordering No. 6439, state length required.		
4879	15854	Foot Lifter Chain Connecting Link
56864	15854	" " " Hook (large)
56865	15854	" " " " (small)
150212	15854	" " Treadle
126508	15856	Leg
46707	15857	" Brace with wood screw 1 in., No. 16, F.H.
126530	15856	Leg Cross Member, 15-1/2 in. long
51057N	15856	" " " Bolt with 1522R
1522R	15856	" " " " Nut
126509	15856	" " " " Socket Washer
12620	15856	" " " " Washer
51038R	15857	" Foot Lag Screw
9842	15857	" " " " Washer
126758	15856	Leg with Rail complete, Nos. 126530, 126532 two 126508, three 12620, four each 51057N and 126509
46843	15859	Motor Pitman Rod (lower)
152005	15859	" " " (upper)
80223	15859	" " " Clamp with 361C
361C	15859	" " " " Screw

STANDS

No.	Plate	Name
2762	15859	Motor Pitman Rod Collar with 362C
362C	15859	" " " " Set Screw
150209	15859	" " " " Spring
2762	15859	" " " " Adjusting Collar with 362C
362C	15859	Motor Pitman Rod Spring Adjusting Collar Set Screw
27250	15859	Motor Pitman Rod Spring Washer
152006	15859	Motor Pitman Rod complete, Nos. 27250, 46945, 80223, 150209, 152005 and two 2762
152018	15857	Oil Can Holder
152019	15857	" " " 152019 with 9842, 51092R and 67425
51092R	15857	Oil Can Holder Bolt with 51581R
51581R	15857	" " " " Nut
67425	15857	" " " " Lock Washer
9842	15857	" " " " Washer
126521	15856	Rail, 16 in. long
51057N	15856	" Bolt with 1522R
1522R	15856	" " Nut
126509	15856	" " " Socket Washer
12620	15856	" " Washer
152007	15859	Starting Lever Rock Shaft
11459	15859	" " " " Belt Shifter Collar with two 449C
449C	15859	Starting Lever Rock Shaft Belt Shifter Collar Set Screw
152008	15859	Starting Lever Rock Shaft Holder
152009	15859	" " " " " 152008 with 12620, 126841 and two 1522R
126841	15859	Starting Lever Rock Shaft Holder Clamping Plate
15207	15859	Starting Lever Rock Shaft Holder Nut
12620	15859	" " " " " Washer
150109	15859	" Rod Rock Shaft Arm with 356C
256C	15859	" " " " " Set Screw
152010	15859	Starting Lever Rock Shaft complete, Nos. 152007, two each 11459, 150109 and 152009
150487	15854	Starting Treadle with two 140215C
27639	15854	" " Pitman Rod
80223	15854	" " " " Clamp with 361C
361C	15854	" " " " " Set Screw
60626	15854	Starting Treadle Pitman Rod complete, Nos. 80223 and two 27639
140215C	15854	Starting Treadle Set Screw
150488	15854	" " Shaft
150489	15854	" " " Arm with two 356C
356C	15854	" " " " Set Screw

STANDS

No.	Plate	Name
46681	15854	Starting Treadle Shaft Bracket
60502	-----	" " " " 46681 with two wood screws 1 in., No. 14
150216	15854	Starting Treadle Shaft Collar with two 445C
445C	15854	Starting Treadle Shaft Collar Set Screw
150490	15854	" " Spacing Collar
150491	15854	Starting and Foot Lifter Treadle com- plete, Nos. 4879, 6439, 150212, 150216, 150487 to 150490 and two 60502
51037P	15859	Table Bolt
126501	15859	" " Clamping Plate
126079	15859	" " Washer
46921	15860	Stand (steel work) complete, Nos. 60626, 150491, 152006, 152010, 152019, two each 46707, 126758, four each 51037P, 126079 126501, eight each 9942 and 51039R

TABLES


29734	15873	Table, 1-1/4 in. thick, 21 in. wide, 29 in. long with four wood screws 1-1/8 in. No. 16, F.H., for Stand 46922
29755	15873	Table, 1-5/8 in. thick 19 in. wide, 21 in. long, for Stand 46921

MISCELLANEOUS PARTS


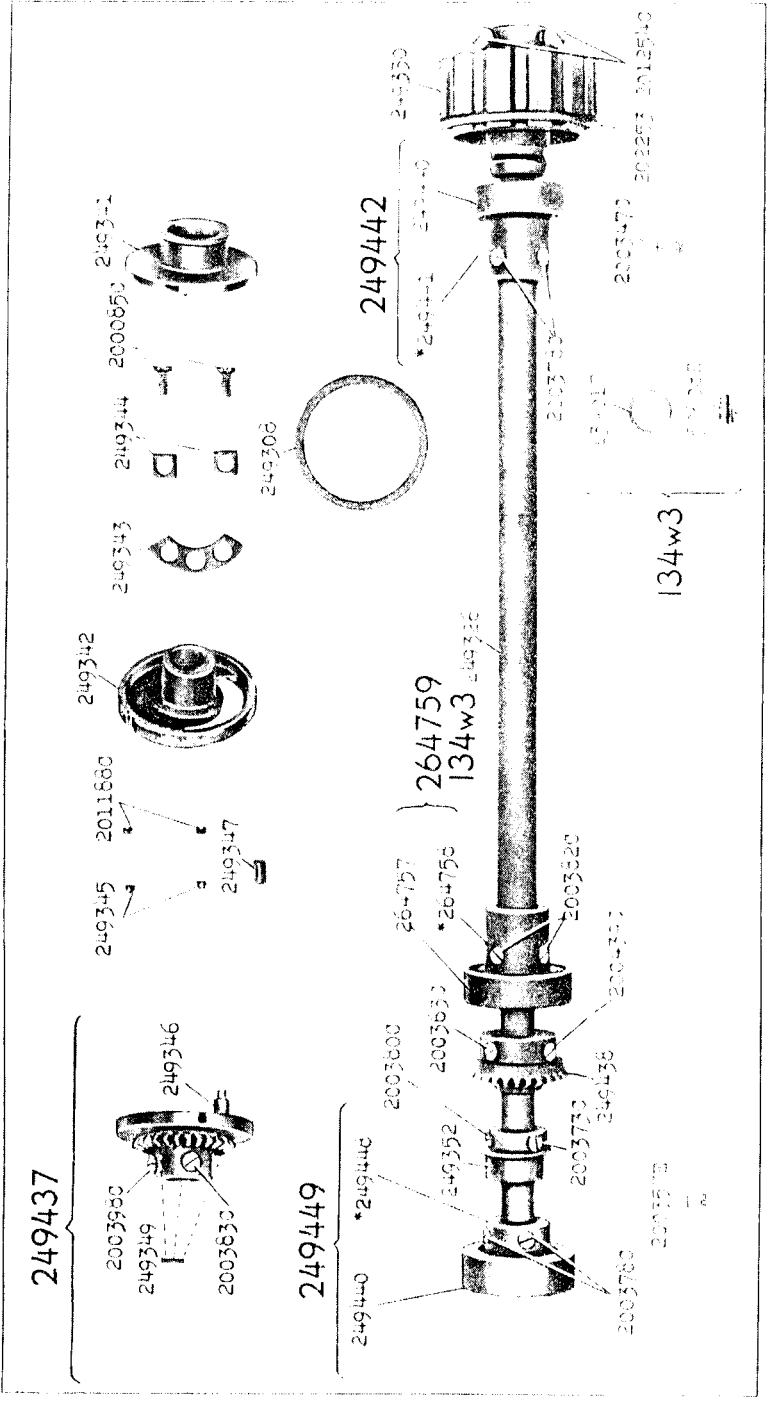
USED IN CONJUNCTION WITH THREAD UNWINDER

60913	16257	Spool Weight with 60914
60914	16257	" " Center Pin
225377	16257	" Wire (for small spools)
27739	16257	Thread Cone (wood)
225590	16257	" " Holder

ILLUSTRATIONS OF PARTS

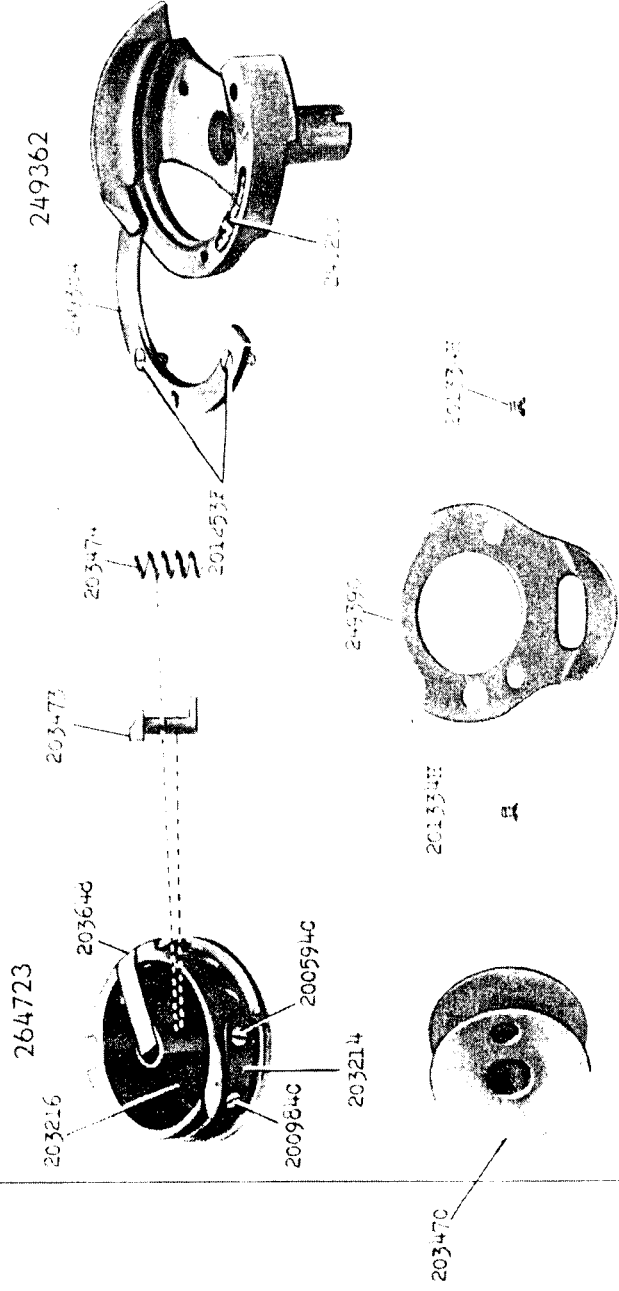


From the library of: Diamond Needle Corp

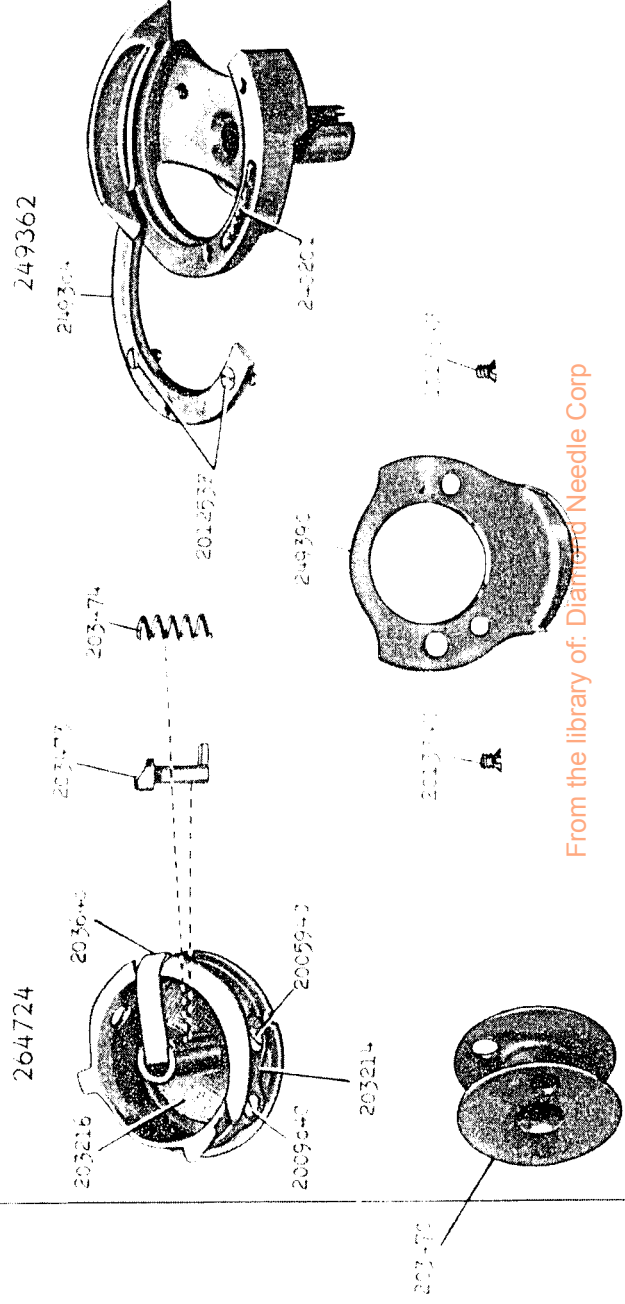


From the library **264710** Iron Needle Corp
2011-2017 210920
262666

264725



264726



From the library of: Diamond Needle Corp

15837 - 1/2
264727



350335C

249477



201143B

201143B

249365



249367

249475



200357

200357

249468



200446C




200364C

200364C

249366

200032E



200989D

200446C

249357



249350



249462

200101D

200190D

202603

249486

249335

249477



350230D

249334

200366D

15838 - 1/2
264728



350335C

249477




201143B

201143B

249365



249367



200446C

200357

200357

249468



200989D

200364C

249463

200364C



249357

249463

200364C



249350

200032E

249371



249462



200101D

249462

200190D

202603

249486

249335

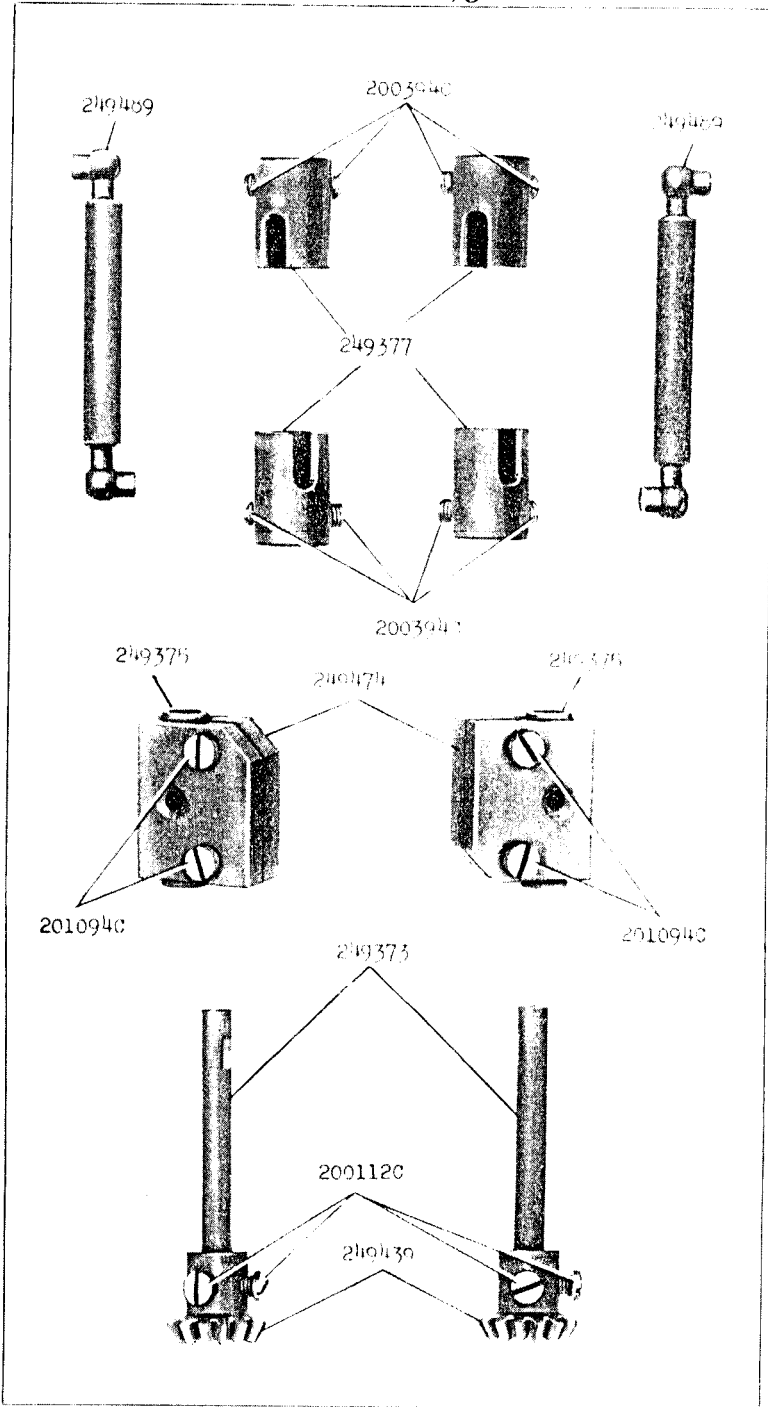
249334

350238D

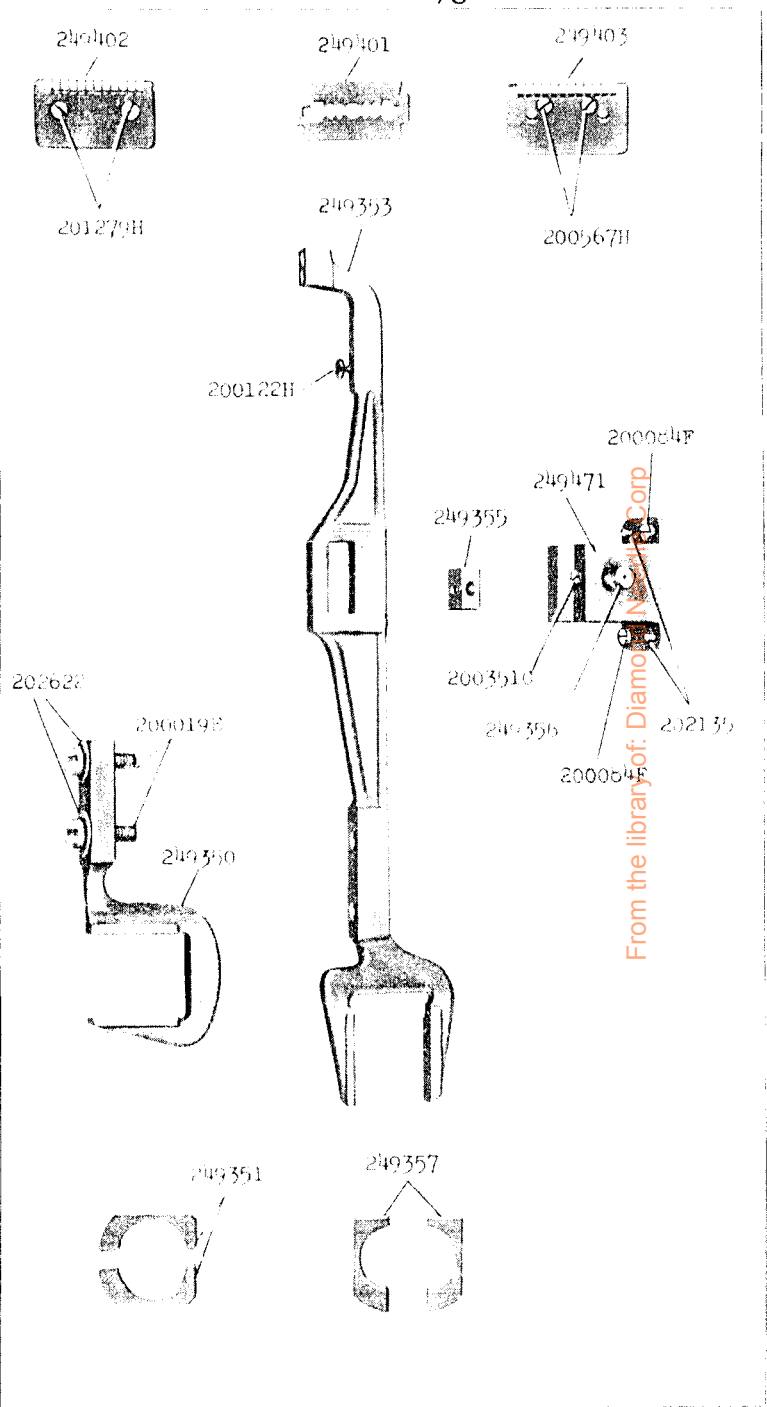
200366C

From the library of: Diamond Needle Corp

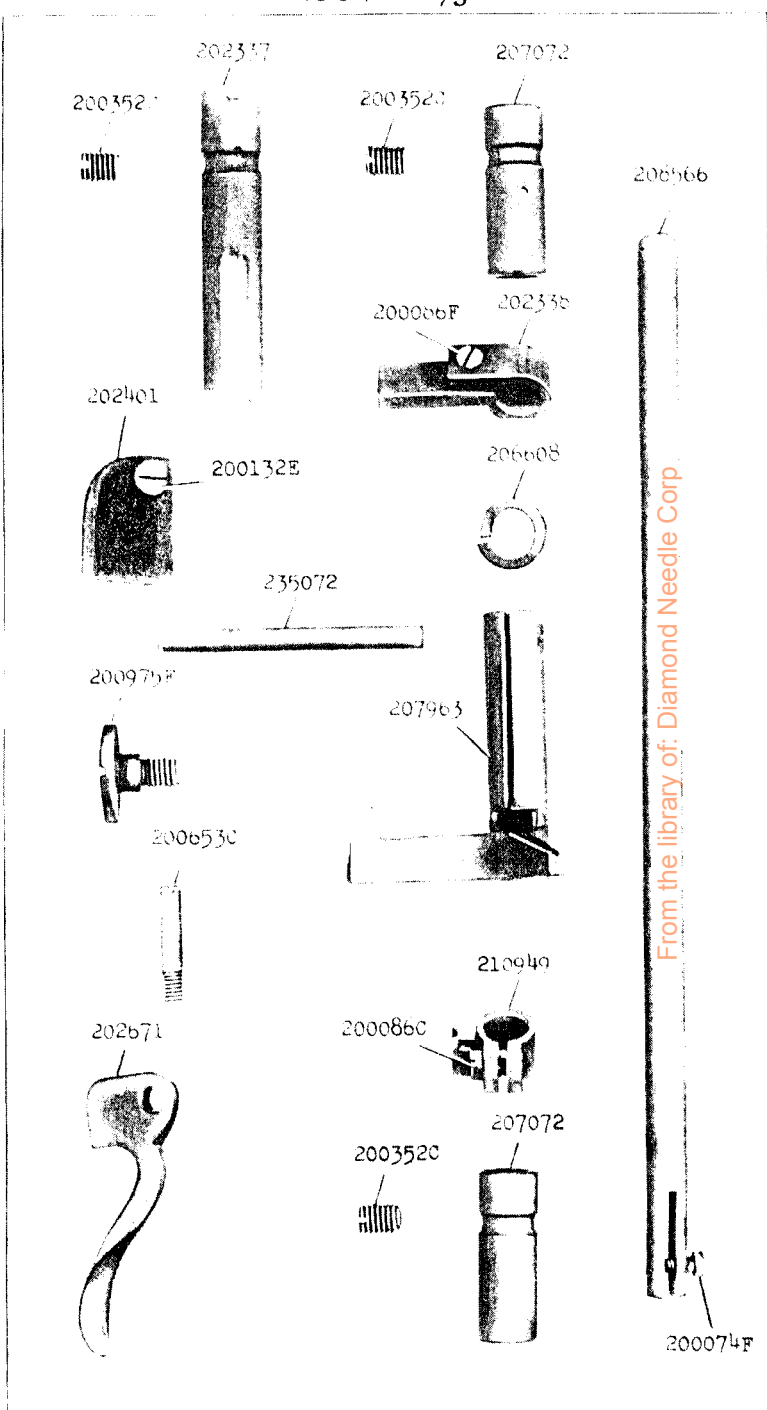
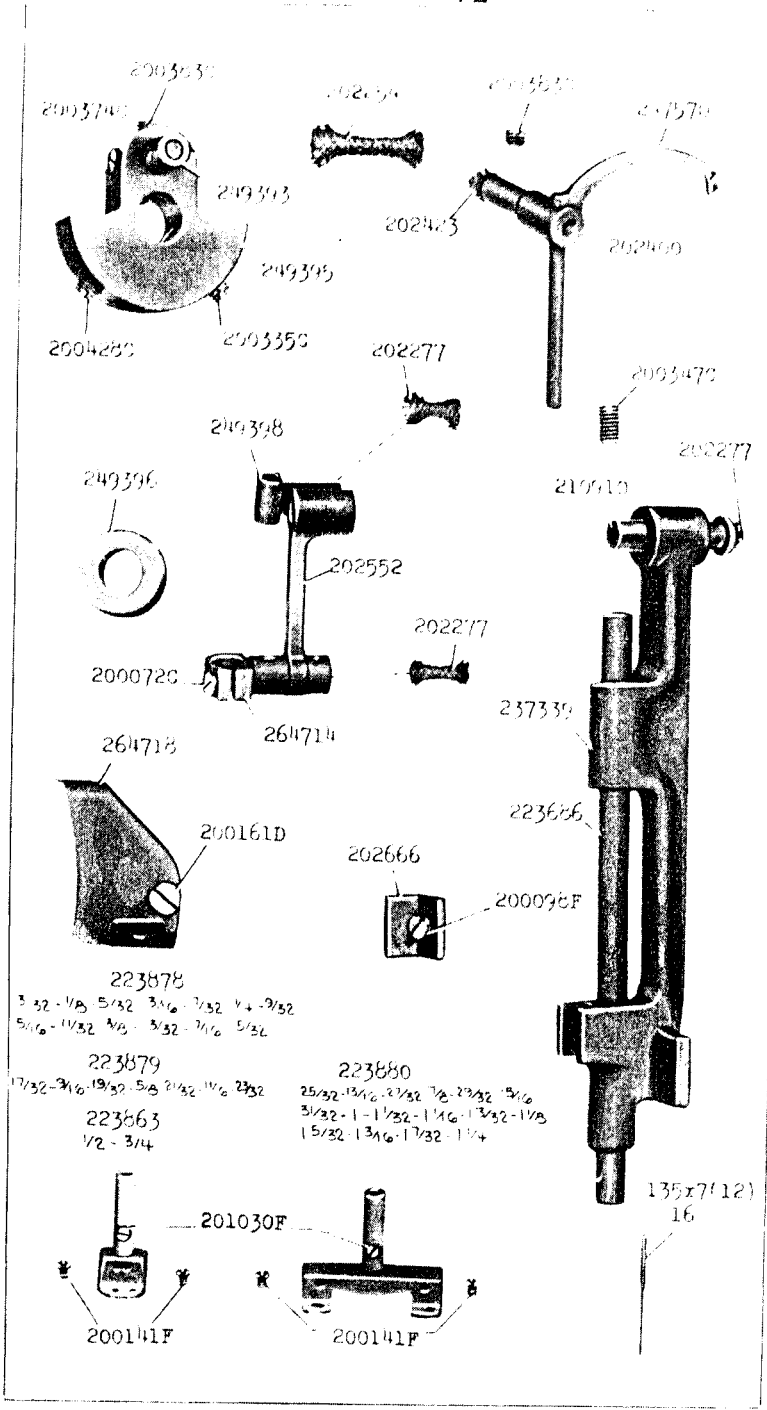
15839 - 2/3



15840 - 3/8




From the library of: Diamond Tool Corp




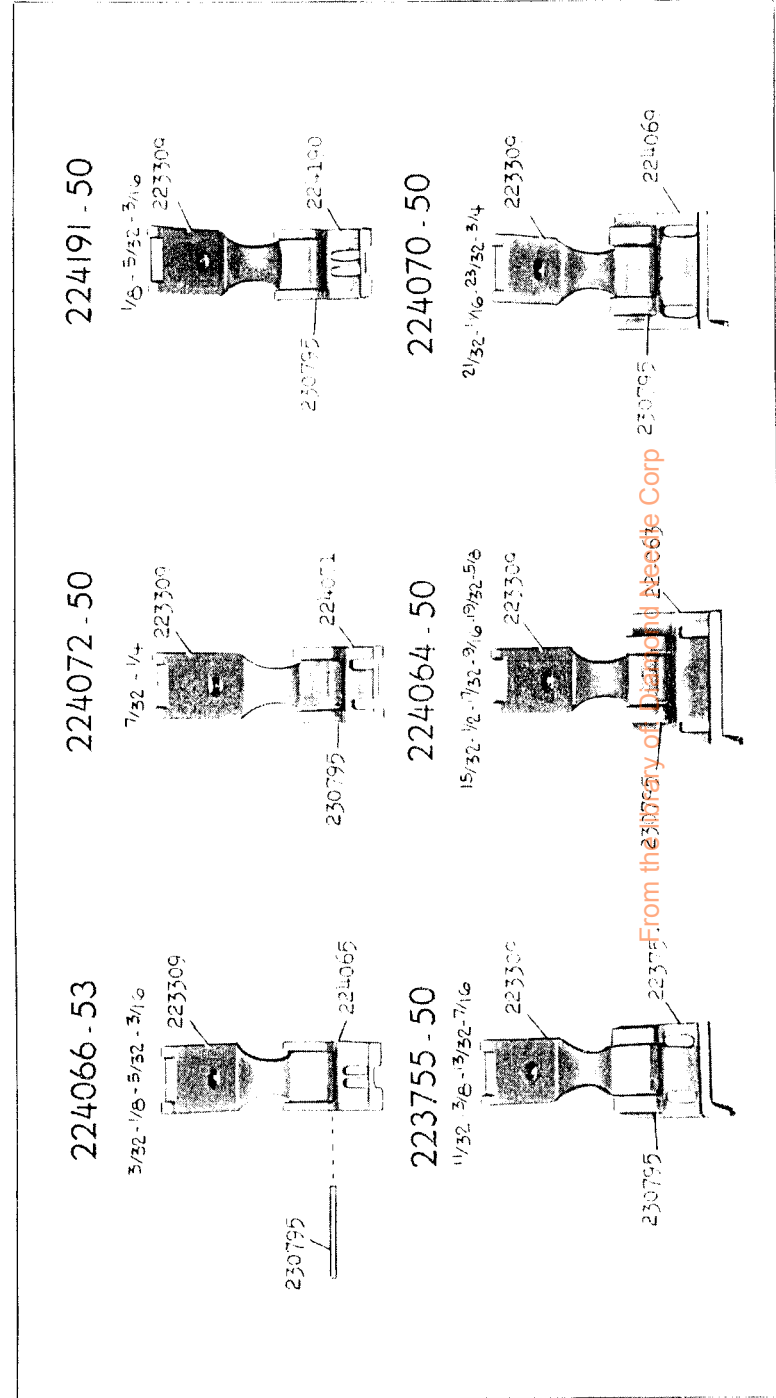
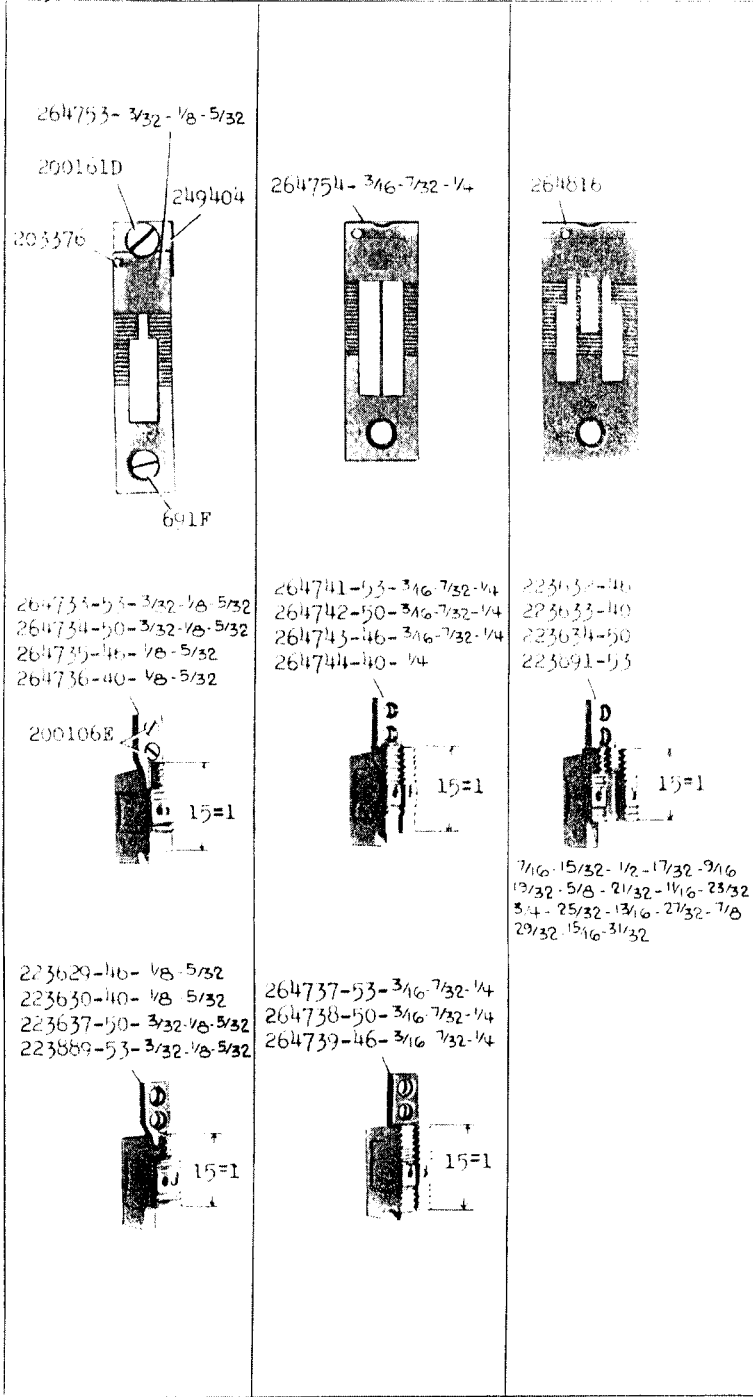
From the library of: Diamond Needle Corp.

15845 - 1/4



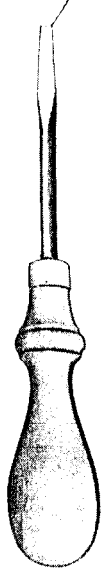
15846 - 3/8





15849 - 3/8

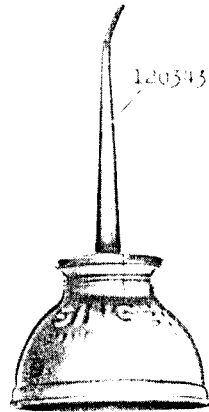
225498



225447



120342




120343


12090



259220



259220



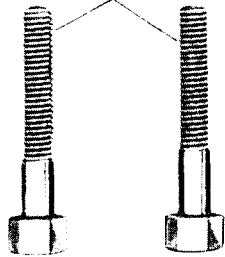
259219



350361C



50447E



15850 - 1/3

259223

225462

201572B



225461



201499B

226026



200052F

225456



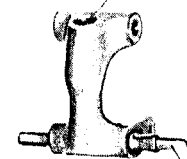
225455



225454



225453

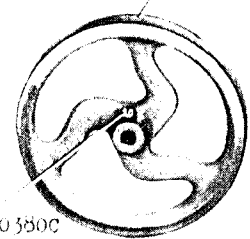


202277

225381



202473

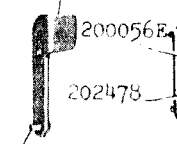


200380C

225458



225458



200056E

202478

200299H

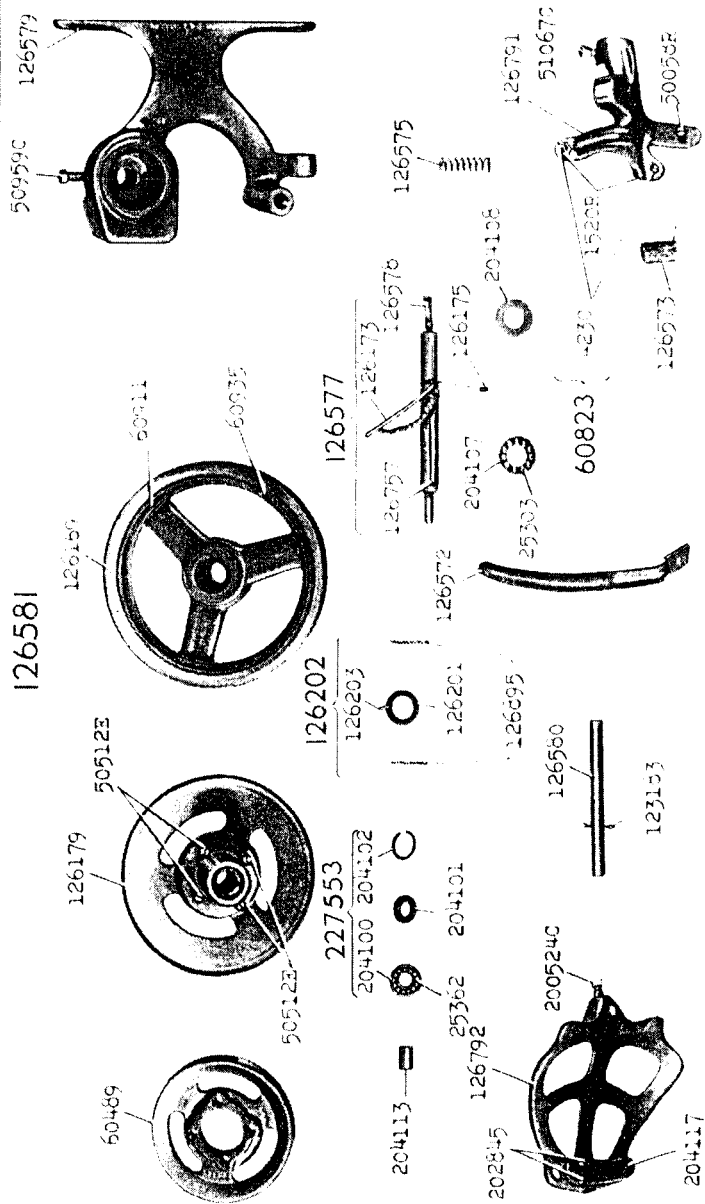
225444

225459

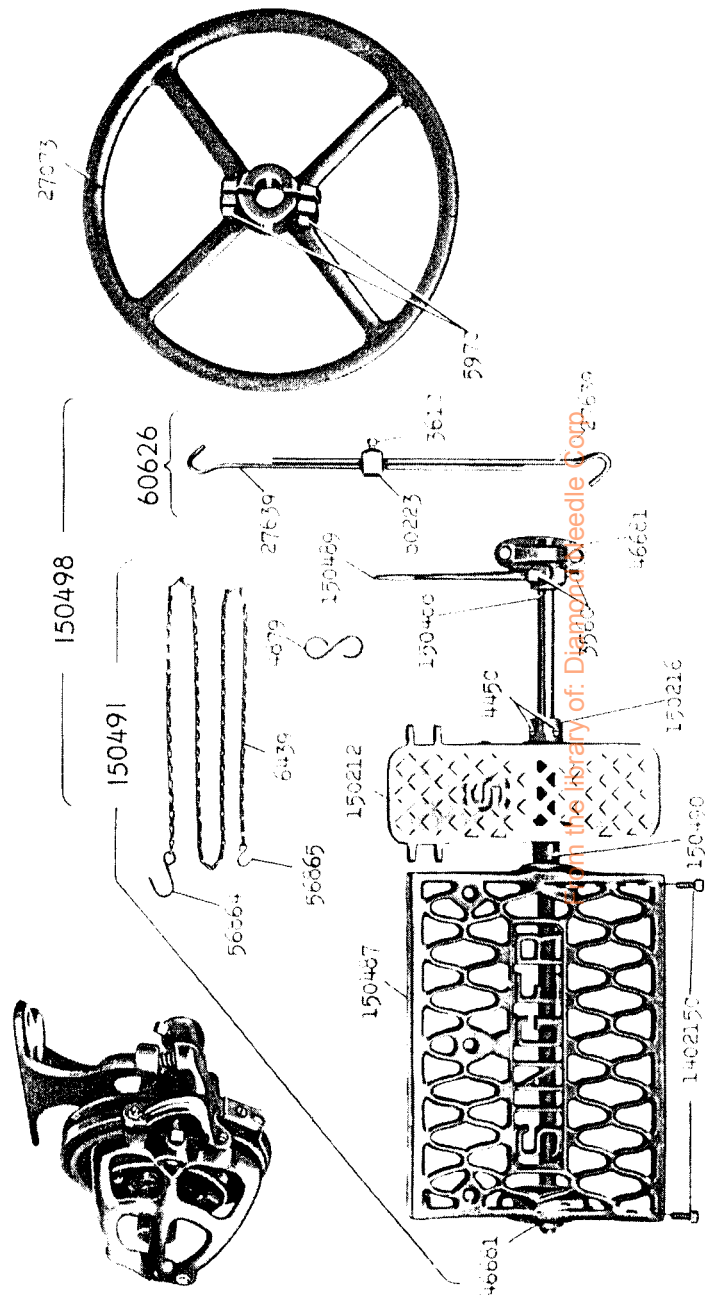


From the Library of Diamonds, Nassate, 1985

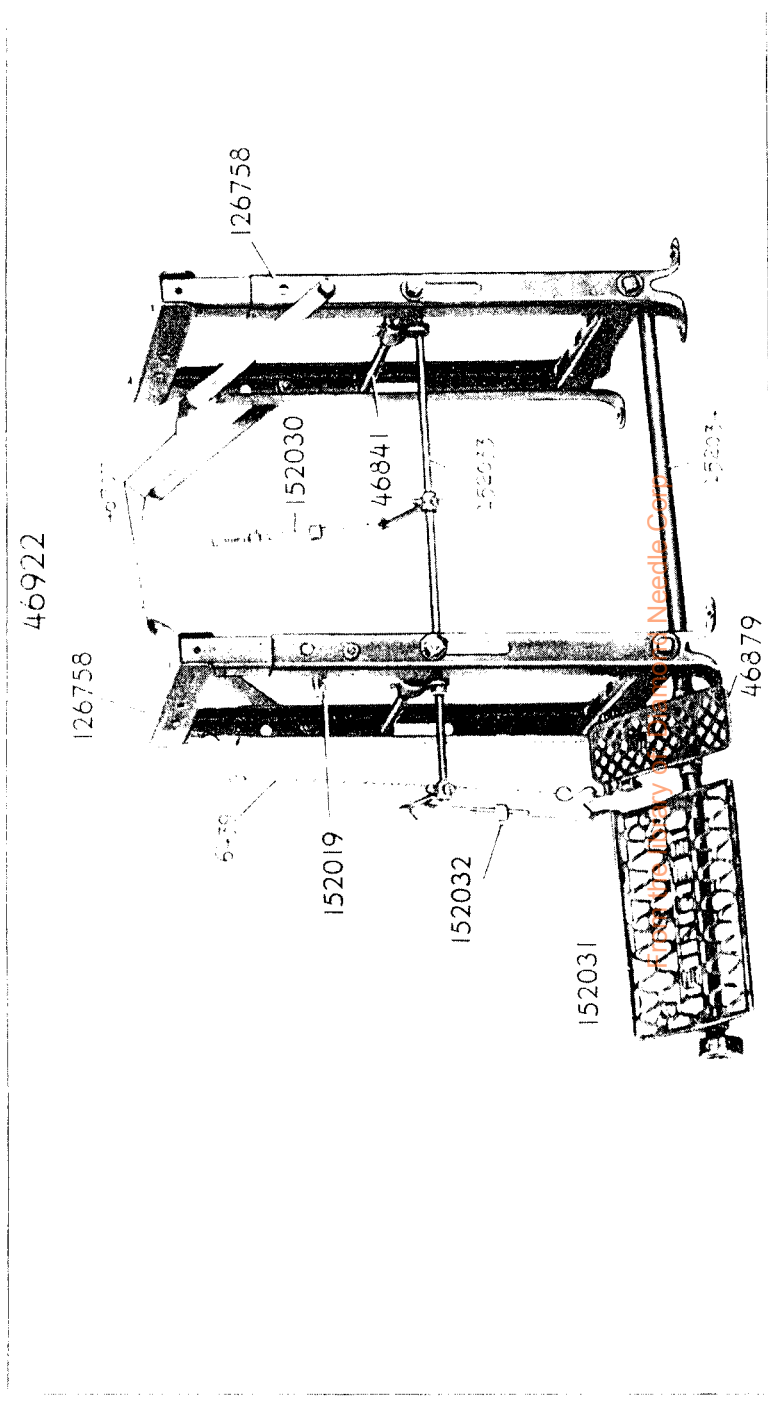
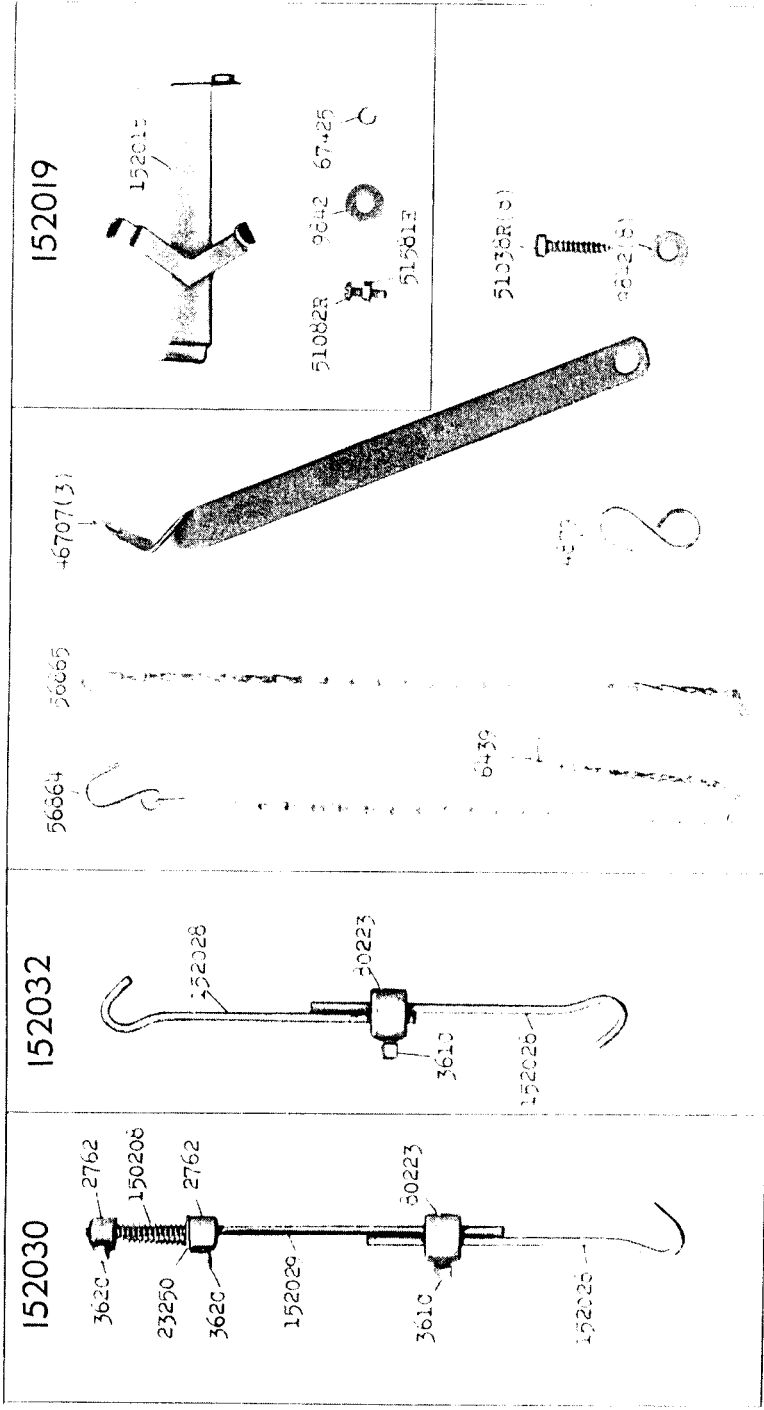
126581

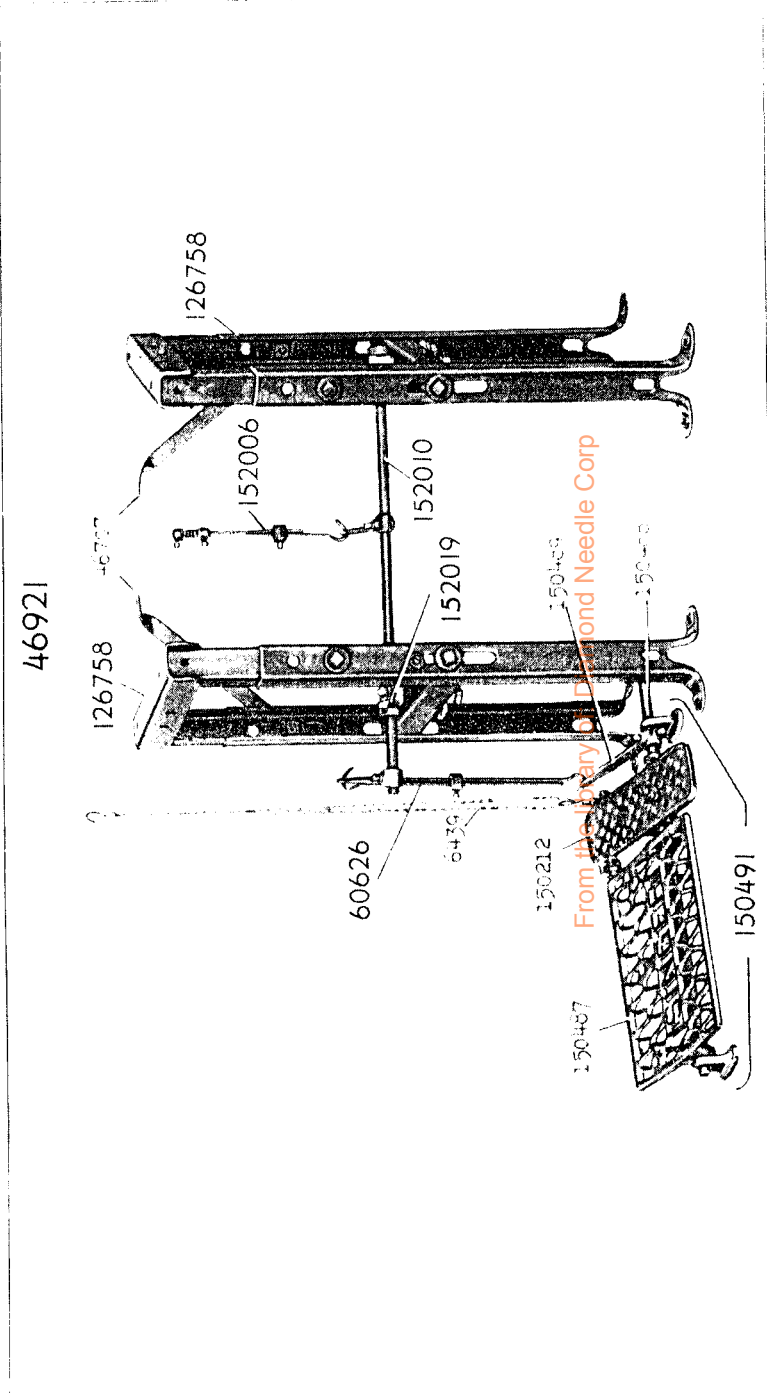
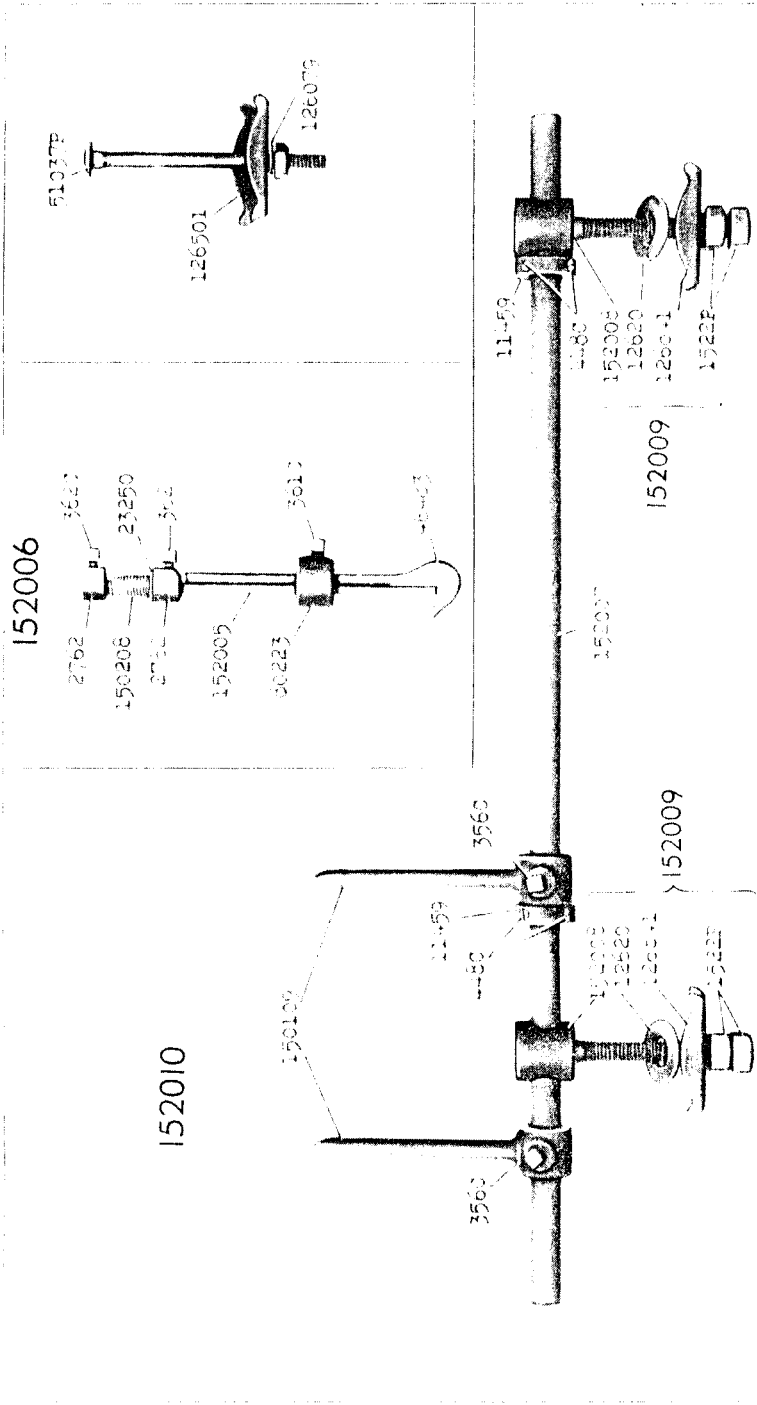


150499

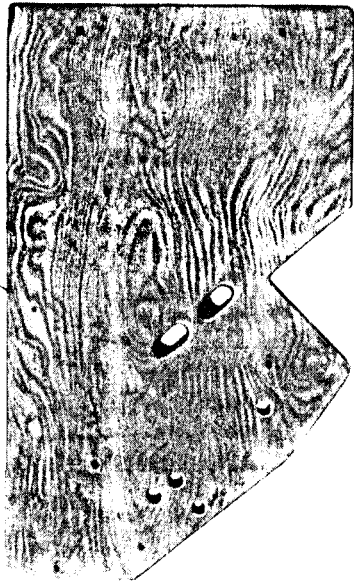


With the library of: Diamond Needle Corp.

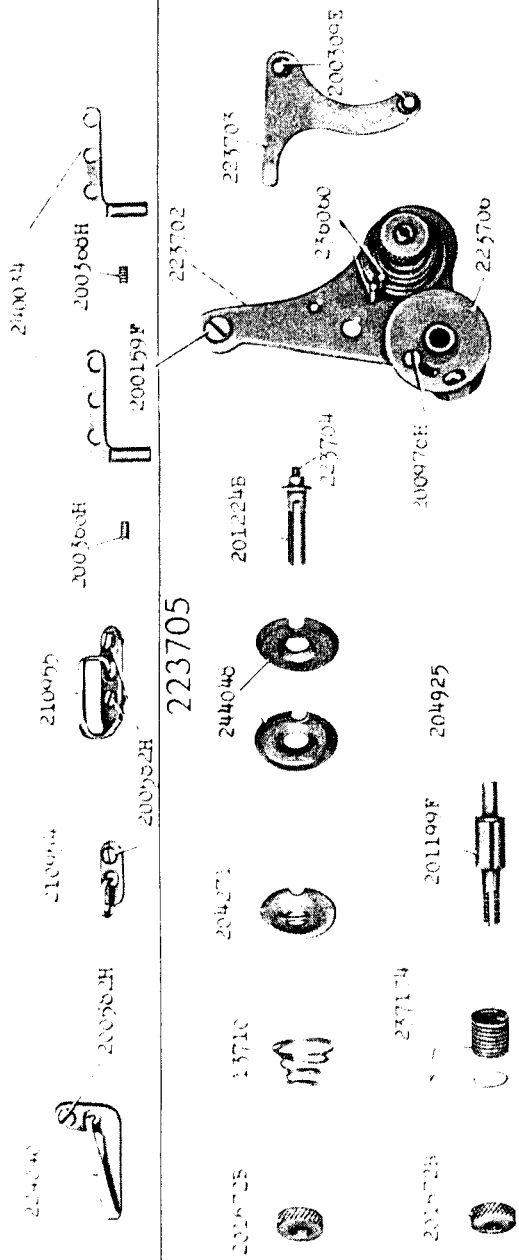





29755



29754



242117
 2000617
 From the library of: **Disston and Neede Corp**
 2001523

16257 - 1/6

259143

